

Want Versatility  
And Restorative  
Flexibility?  
Try The **BOMET 3i**  
External Connection  
Implant System!



Enhanced Knowledge  
Comprehensive Treatment  
Business Excellence

## The **BOMET 3i** External Connection Implant System


The Solution Designed To Provide Clinicians With Versatility And Restorative Flexibility:

- Implants Available in OSSEOTITE® And NanoTite™ Configurations
- Gold Standard ZR™ Abutment Feature Reduces Horizontal Rotation
- Pre-Angled Abutment Option With 12 Point Double Hex



Providing **Clinicians** One Solution At A Time With The External Connection Implant System

- Gold Standard ZR (Zero Rotation) With Machined Microstops Within Corners For Reduced Micromovement Between Implant And Abutment
- Pick-up And Twist Lock™ Impression Copings In Three EP® Diameters For Accurate Hex Transfer
- Asyst Abutment Placement Tool Allows For Finger Tip Control For Fast And Easy Abutment Delivery



**Scan With Your Smartphone!**  
In order to scan QR codes, your mobile device must have a QR code reader installed.

# OSSEOTITE® Implants

## OSSEOTITE® Parallel Walled



Length	3.25mm(D)	3.75mm(D)	4.0mm(D)	5.0mm(D)	6.0mm(D)
7.0mm	N/A	N/A	N/A	OSS507	OSS607
8.5mm	OSM385	OSS385	OSS485	OSS585	OSS685
10.0mm	OSM310	OSS310	OSS410	OSS510	OSS610
11.5mm	OSM311	OSS311	OSS411	OSS511	OSS611
13.0mm	OSM313	OSS313	OSS413	OSS513	OSS613
15.0mm	OSM315	OSS315	OSS415	OSS515	OSS615
18.0mm	OSM318	OSS318	OSS418	OSS518	OSS618
20.0mm	N/A	OSS320	OSS420	N/A	N/A

## Full OSSEOTITE® Parallel Walled



Length	3.25mm(D)	3.75mm(D)	4.0mm(D)	5.0mm(D)	6.0mm(D)
7.0mm	FOSM307	FOS307	FOS407	FOS507	FOS607
8.5mm	FOSM385	FOS385	FOS485	FOS585	FOS685
10.0mm	FOSM310	FOS310	FOS410	FOS510	FOS610
11.5mm	FOSM311	FOS311	FOS411	FOS511	FOS611
13.0mm	FOSM313	FOS313	FOS413	FOS513	FOS613
15.0mm	FOSM315	FOS315	FOS415	FOS515	FOS615

## OSSEOTITE XP®



Length	OSSEOTITE XP®			Full OSSEOTITE XP		
	3/4mm(D)	4/5mm(D)	5/6mm(D)	3/4mm(D)	4/5mm(D)	5/6mm(D)
7.0mm	N/A	N/A	N/A	FOS3207	FOS4507	FOS5607
8.5mm	OS3285	OS4585	OS5685	FOS3285	FOS4585	FOS5685
10.0mm	OS3210	OS4510	OS5610	FOS3210	FOS4510	FOS5610
11.5mm	OS3211	OS4511	OS5611	FOS3211	FOS4511	FOS5611
13.0mm	OS3213	OS4513	OS5613	FOS3213	FOS4513	FOS5613
15.0mm	OS3215	OS4515	OS5615	FOS3215	FOS4515	FOS5615
18.0mm	OS3218	N/A	N/A	N/A	N/A	N/A

## OSSEOTITE® Tapered



Length	3.25mm(D)	4.0mm(D)	5.0mm(D)	6.0mm(D)
8.5mm	NT3285	NT485	NT585	NT685
10.0mm	NT3210	NT410	NT510	NT610
11.5mm	NT3211	NT411	NT511	NT611
13.0mm	NT3213	NT413	NT513	NT613
15.0mm	NT3215	NT415	NT515	NT615

(D) = Diameter (mm)

## OSSEOTITE® Implants (continued)

### Full OSSEOTITE® Tapered



Length	3.25mm(D)	4.0mm(D)	5.0mm(D)	6.0mm(D)
8.5mm	FNT3285	FNT485	FNT585	FNT685
10.0mm	FNT3210	FNT410	FNT510	FNT610
11.5mm	FNT3211	FNT411	FNT511	FNT611
13.0mm	FNT3213	FNT413	FNT513	FNT613
15.0mm	FNT3215	FNT415	FNT515	FNT615

## NanoTite™ Implants

### NanoTite™ Parallel Walled





Length	3.25mm(D)	4.0mm(D)	5.0mm(D)	6.0mm(D)
7.0mm	N/A	NOSS407	NOSS507	NOSS607
8.5mm	NOSM385	NOSS485	NOSS585	NOSS685
10.0mm	NOSM310	NOSS410	NOSS510	NOSS610
11.5mm	NOSM311	NOSS411	NOSS511	NOSS611
13.0mm	NOSM313	NOSS413	NOSS513	NOSS613
15.0mm	NOSM315	NOSS415	NOSS515	NOSS615
18.0mm	NOSM318	NOSS418	NOSS518	NOSS618

### NanoTite™ Tapered



Length	3.25mm(D)	4.0mm(D)	5.0mm(D)	6.0mm(D)
8.5mm	NNT3285	NNT485	NNT585	NNT685
10.0mm	NNT3210	NNT410	NNT510	NNT610
11.5mm	NNT3211	NNT411	NNT511	NNT611
13.0mm	NNT3213	NNT413	NNT513	NNT613
15.0mm	NNT3215	NNT415	NNT515	NNT615





## Implant Cover Screws\*

	3.25mm(D)	3.75mm(D)	4.0mm(D)	5.0mm(D)	6.0mm(D)
 Standard	MMCS1	CS375	CS375	CS500	CS600
 Headless	CS275	CS275	CS275	CS275	CS275

\*All implants include the corresponding Standard Cover Screw

(D) = Diameter (mm)





# BellaTek™ Encode® Healing Abutments

Dimensions	Item #	Dimensions	Item #		
<b>3.4mm(D)</b> 	3.8mm(P) X 3.0mm(H)	EHA343	<b>5.0mm(D)</b> 		
	3.8mm(P) X 4.0mm(H)	EHA344			
	3.8mm(P) X 6.0mm(H)	EHA346			
	3.8mm(P) X 8.0mm(H)	EHA348			
	5.0mm(P) X 3.0mm(H)	EHA353			
	5.0mm(P) X 4.0mm(H)	EHA354			
	5.0mm(P) X 6.0mm(H)	EHA356			
	5.0mm(P) X 8.0mm(H)	EHA358			
	<b>4.1mm(D)</b> 	4.1mm(P) X 3.0mm(H)		EHA443	<b>6.0mm(D)</b> 
		4.1mm(P) X 4.0mm(H)		EHA444	
4.1mm(P) X 6.0mm(H)		EHA446			
4.1mm(P) X 8.0mm(H)		EHA448			
5.0mm(P) X 3.0mm(H)		EHA453			
5.0mm(P) X 4.0mm(H)		EHA454			
5.0mm(P) X 6.0mm(H)		EHA456			
5.0mm(P) X 8.0mm(H)		EHA458			
6.0mm(P) X 3.0mm(H)		EHA463			
6.0mm(P) X 4.0mm(H)		EHA464			
6.0mm(P) X 6.0mm(H)		EHA466			
6.0mm(P) X 8.0mm(H)		EHA468			
7.5mm(P) X 3.0mm(H)		EHA473			
7.5mm(P) X 4.0mm(H)		EHA474			
7.5mm(P) X 6.0mm(H)		EHA476			
7.5mm(P) X 8.0mm(H)	EHA478				



Occlusal markings provide scanner information for abutment design.

## EP® Healing Abutments

Dimensions	One Piece	Two Piece	Dimensions	One Piece	Two Piece		
<b>3.4mm(D)</b> 	3.8mm(P) X 2.0mm(H)	MHA32	N/A	<b>5.0mm(D)</b> 	5.6mm(P) X 2.0mm(H)	WTH52	N/A
	3.8mm(P) X 3.0mm(H)	MHA33	MT233		5.6mm(P) X 3.0mm(H)	WTH53	WT2553
	3.8mm(P) X 4.0mm(H)	MHA34	MT234		5.6mm(P) X 4.0mm(H)	WTH54	WT2554
	3.8mm(P) X 6.0mm(H)	MHA36	MT236		5.6mm(P) X 6.0mm(H)	WTH56	WT2556
	5.0mm(P) X 3.0mm(H)	N/A	MT253		5.6mm(P) X 8.0mm(H)	WTH58	WT2558
	5.0mm(P) X 4.0mm(H)	N/A	MT254		6.0mm(P) X 2.0mm(H)	WTH562	N/A
	5.0mm(P) X 6.0mm(H)	N/A	MT256		6.0mm(P) X 3.0mm(H)	WTH563	WT2563
					6.0mm(P) X 4.0mm(H)	WTH564	WT2564
<b>4.1mm(D)</b> 	4.1mm(P) X 2.0mm(H)	THA42	N/A	<b>6.0mm(D)</b> 	6.0mm(P) X 6.0mm(H)	WTH566	WT2566
	4.1mm(P) X 3.0mm(H)	THA43	N/A		6.0mm(P) X 8.0mm(H)	WTH568	WT2568
	4.1mm(P) X 4.0mm(H)	THA44	N/A		7.5mm(P) X 2.0mm(H)	WTH572	N/A
	4.1mm(P) X 6.0mm(H)	THA46	N/A		7.5mm(P) X 3.0mm(H)	WTH573	WT2573
	4.1mm(P) X 8.0mm(H)	THA48	N/A		7.5mm(P) X 4.0mm(H)	WTH574	WT2574
	5.0mm(P) X 2.0mm(H)	THA52	N/A		7.5mm(P) X 6.0mm(H)	WTH576	WT2576
	5.0mm(P) X 3.0mm(H)	THA53	TH253		7.5mm(P) X 8.0mm(H)	WTH578	WT2578
	5.0mm(P) X 4.0mm(H)	THA54	TH254		6.8mm(P) X 2.0mm(H)	WTH62	N/A
	5.0mm(P) X 6.0mm(H)	THA56	TH256		6.8mm(P) X 3.0mm(H)	WTH63	WT2663
	5.0mm(P) X 8.0mm(H)	THA58	TH258		6.8mm(P) X 4.0mm(H)	WTH64	WT2664
	6.0mm(P) X 3.0mm(H)	THA63	TH263		6.8mm(P) X 6.0mm(H)	WTH66	WT2666
	6.0mm(P) X 4.0mm(H)	THA64	TH264		6.8mm(P) X 8.0mm(H)	WTH68	WT2668
	6.0mm(P) X 6.0mm(H)	THA66	TH266		7.5mm(P) X 2.0mm(H)	WTH672	N/A
	6.0mm(P) X 8.0mm(H)	THA68	TH268		7.5mm(P) X 3.0mm(H)	WTH673	WT2673
	7.5mm(P) X 3.0mm(H)	THA73	TH273		7.5mm(P) X 4.0mm(H)	WTH674	WT2674
7.5mm(P) X 4.0mm(H)	THA74	TH274	7.5mm(P) X 6.0mm(H)	WTH676	WT2676		
7.5mm(P) X 6.0mm(H)	THA76	TH276	7.5mm(P) X 8.0mm(H)	WTH678	WT2678		
7.5mm(P) X 8.0mm(H)	THA78	TH278					

(D) = Diameter (mm)  
(P) = Profile (mm)  
(H) = Height (mm)



EP (Emergence Profile)  
Restorative Platform




Occlusal identification marks designate abutment's transgingival height based on number of lines not including the dome portion (e.g. 4 lines = 4.0mm).




# Laboratory Components

## Pick-Up Impression Coping

	Dimensions	Item #
	<b>3.4mm(D)</b> 3.4mm(D) X 3.8mm(P)	MIC33
	<b>4.1mm(D)</b> 4.1mm(D) X 4.1mm(P) 4.1mm(D) X 5.0mm(P) 4.1mm(D) X 6.0mm(P) 4.1mm(D) X 7.5mm(P)	IIC41 IIC12 IIC60 IIC75
	<b>5.0mm(D)</b> 5.0mm(D) X 5.0mm(P) 5.0mm(D) X 6.0mm(P) 5.0mm(D) X 7.5mm(P)	WIP55 WIP56 WIP57
	<b>6.0mm(D)</b> 6.0mm(D) X 6.0mm(P) 6.0mm(D) X 7.5mm(P)	WIP66 WIP67

## Twist Lock™ Impression Coping


	Dimensions	Item #
	<b>4.1mm(D)</b> 4.1mm(D) X 4.1mm(P) 4.1mm(D) X 5.0mm(P) 4.1mm(D) X 6.0mm(P) 4.1mm(D) X 7.5mm(P)	IIC44 IIC45 IIC46 IIC47
	<b>5.0mm(D)</b> 5.0mm(D) X 5.0mm(P) 5.0mm(D) X 6.0mm(P) 5.0mm(D) X 7.5mm(P)	WIT55 WIT56 WIT57
	<b>6.0mm(D)</b> 6.0mm(D) X 6.0mm(P) 6.0mm(D) X 7.5mm(P)	WIT66 WIT67

## Implant Laboratory Analog

	Item #
	<b>3.4mm(D)</b> MMILA
	<b>4.1mm(D)</b> ILA20
	<b>5.0mm(D)</b> ILAW5
	<b>6.0mm(D)</b> ILAW6


## UCLA, GingiHue®

## And ZiReal® Polishing Protector


	Item #
	<b>3.4mm(D)</b> PPM1
	<b>4.1mm(D)</b> PPIA3
	<b>5.0mm(D)</b> WPP50
	<b>6.0mm(D)</b> WPP60

# Provisional Restorations


## PreFormance® Post\*

	Dimensions	Item #	Item #
	<b>3.4mm(D)</b> 3.4mm(D) X 3.8mm(P) X 4.0mm(H) 3.4mm(D) X 3.8mm(P) X 6.0mm(H)	<b>Straight</b> MPFP34 MPFP36	<b>Pre-Angled (15°)</b> MPAPF34 MPAPF36
	<b>4.1mm(D)</b> 4.1mm(D) X 5.0mm(P) X 4.0mm(H) 4.1mm(D) X 5.0mm(P) X 6.0mm(H)	PFP454 PFP456	PAPF454 PAPF456
	<b>5.0mm(D)</b> 5.0mm(D) X 5.0mm(P) X 4.0mm(H) 5.0mm(D) X 5.0mm(P) X 6.0mm(H)	WPFP554 WPFP556	PAPF554 PAPF556
	<b>6.0mm(D)</b> 6.0mm(D) X 6.0mm(P) X 4.0mm(H) 6.0mm(D) X 6.0mm(P) X 6.0mm(H)	WPFP664 WPFP666	PAPF664 PAPF666

## PreFormance® Temporary Cylinder\*

	Item #	Item #
	<b>3.4mm(D)</b> Hexed MPFTC34 Non-Hexed MPFTC32	
	<b>4.1mm(D)</b> PFTC41 PFTC42	
	<b>5.0mm(D)</b> WPFTC51 WPFTC52	
	<b>6.0mm(D)</b> WPFTC61 WPFTC62	


## Temporary Cylinder\*

	Item #	Item #
	<b>3.4mm(D)</b> Hexed MMTCS1 Non-Hexed N/A	
	<b>4.1mm(D)</b> ITCS41 ITCS42	
	<b>5.0mm(D)</b> WTCS51 WTCS52	
	<b>6.0mm(D)</b> WTCS61 WTCS62	


\*Includes the Titanium Hexed Screw.

(D) = Diameter (mm)  
(P) = Profile (mm)  
(H) = Height (mm)


# Cement-Retained Restorations

GingiHue® Post*	Dimensions	Item #	Item #	
	<b>3.4mm(D)</b>	3.4mm(D) X 3.8mm(P) X 2.0mm(H)	<b>Straight</b> MAP32G	<b>Pre-Angled (15°)</b> MPAP32G
		3.4mm(D) X 3.8mm(P) X 4.0mm(H)	MAP34G	
	<b>4.1mm(D)</b>	4.1mm(D) X 5.0mm(P) X 2.0mm(H)	APP452G	PAP452G
		4.1mm(D) X 5.0mm(P) X 4.0mm(H)	APP454G	PAP454G
		4.1mm(D) X 6.0mm(P) X 2.0mm(H)	APP462G	PAP462G
		4.1mm(D) X 6.0mm(P) X 4.0mm(H)	APP464G	PAP464G
		4.1mm(D) X 7.5mm(P) X 2.0mm(H)	APP472G	PAP472G
		4.1mm(D) X 7.5mm(P) X 4.0mm(H)	APP474G	PAP474G
	<b>5.0mm(D)</b>	5.0mm(D) X 5.0mm(P) X 2.0mm(H)	WPP552G	PAP552G
		5.0mm(D) X 5.0mm(P) X 4.0mm(H)	WPP554G	PAP554G
		5.0mm(D) X 6.0mm(P) X 2.0mm(H)	WPP562G	PAP562G
		5.0mm(D) X 6.0mm(P) X 4.0mm(H)	WPP564G	PAP564G
		5.0mm(D) X 7.5mm(P) X 2.0mm(H)	WPP572G	PAP572G
		5.0mm(D) X 7.5mm(P) X 4.0mm(H)	WPP574G	PAP574G
	<b>6.0mm(D)</b>	6.0mm(D) X 6.0mm(P) X 2.0mm(H)	WPP662G	PAP662G
		6.0mm(D) X 6.0mm(P) X 4.0mm(H)	WPP664G	PAP664G
6.0mm(D) X 7.5mm(P) X 2.0mm(H)		WPP672G	PAP672G	
6.0mm(D) X 7.5mm(P) X 4.0mm(H)		WPP674G	PAP674G	

\*The GingiHue® Post does not include the screw. The final Gold-Tite® Screw (UNISG) or the titanium hexed screw (UNIHG) must be ordered separately.

ZiReal® Post*	Dimensions	Item #
	<b>4.1mm(D)</b>	<b>Straight</b> CAP454
		CAP464
	<b>5.0mm(D)</b>	WCAP564
		WCAP574



\*The ZiReal® Post does not include the screw.

UCLA Abutment*	Description	Dimensions	Item #	
	<b>3.4mm(D)</b>	Gold Hexed	3.4mm(D)	
		Non-Hexed	3.4mm(D)	
	<b>4.1mm(D)</b>	Gold Hexed ZR	4.1mm(D)	SGUCA1C
		Gold Non-Hexed	4.1mm(D)	GUCA2C
		Titanium Hexed	4.1mm(D)	TUCA1C
		Titanium Non-Hexed	4.1mm(D)	TUCA2C
		Plastic Hexed	4.1mm(D)	UNAB1C
		Plastic Non-Hexed	4.1mm(D)	UNAB2C
		Plastic Hexed 25 Pack	4.1mm(D)	UNA125
		Plastic Non-Hexed 25 Pack	4.1mm(D)	UNA225
	<b>5.0mm(D)</b>	Gold Hexed ZR	5.0mm(D)	SWGA51C
		Gold Non-Hexed	5.0mm(D)	WGA52C
		Plastic Hexed	5.0mm(D)	WPC51C
		Plastic Non-Hexed	5.0mm(D)	WPC52C
<b>6.0mm(D)</b>	Gold Hexed ZR	6.0mm(D)	SWGA61C	
	Gold Non-Hexed	6.0mm(D)	WGA62C	
	Plastic Hexed	6.0mm(D)	WPC61C	
	Plastic Non-Hexed	6.0mm(D)	WPC62C	


\*Non-Hexed UCLA Abutments are used for multiple unit screw-retained restorations. The UCLA Abutment does not include the screw.

(D) = Diameter (mm)  
(P) = Profile (mm)  
(H) = Height (mm)


# Screw-Retained Restorations

Conical Abutment	Dimensions	Item # (Straight)	Item # (17° Pre-Angled)	Item # (25° Pre-Angled)
	<b>3.4mm(D)</b> 3.4mm(D) X 1.0mm(H)	MCA31	N/A	N/A
	3.4mm(D) X 2.0mm(H)	MCA32	N/A	N/A
	3.4mm(D) X 3.0mm(H)	MCA33	N/A	N/A
	3.4mm(D) X 4.0mm(H)	MCA34	N/A	N/A
	<b>4.1mm(D)</b> 4.1mm(D) X 1.0mm(H)	SCA001	N/A	N/A
	4.1mm(D) X 2.0mm(H)	SCA002	AC4217	AC4225
	4.1mm(D) X 3.0mm(H)	SCA003	N/A	N/A
	4.1mm(D) X 4.0mm(H)	SCA004	AC4417	AC4425
	4.1mm(D) X 5.5mm(H)	SCA055	N/A	N/A
<b>5.0mm(D)</b>	5.0mm(D) X 1.0mm(H)	SWCA51	N/A	N/A
	5.0mm(D) X 2.0mm(H)	SWCA52	N/A	N/A
	5.0mm(D) X 3.0mm(H)	SWCA53	N/A	N/A
	5.0mm(D) X 4.0mm(H)	SWCA54	N/A	N/A
	5.0mm(D) X 5.5mm(H)	SWCA55	N/A	N/A
<b>6.0mm(D)</b>	6.0mm(D) X 1.0mm(H)	SWCA61*	N/A	N/A
	6.0mm(D) X 2.0mm(H)	SWCA62	N/A	N/A
	6.0mm(D) X 3.0mm(H)	SWCA63	N/A	N/A
	6.0mm(D) X 4.0mm(H)	SWCA64	N/A	N/A
	6.0mm(D) X 5.5mm(H)	SWCA65	N/A	N/A


\*Requires the use of a GSH20 Retaining Screw.

IOL® Abutment	Dimensions	Item #
	<b>4.1mm(D)</b> 4.5mm(P) X 2.0mm(H)	IOL20T
	4.5mm(P) X 3.0mm(H)	IOL30T
	4.5mm(P) X 4.0mm(H)	IOL40T
	4.5mm(P) X 5.5mm(H)	IOL55T
	4.5mm(P) X 7.0mm(H)	IOL70T

## Conical Abutment Pick-Up Impression Coping

	Dimensions	Item #	
	<b>3.4mm(D)</b> 3.4mm(D) X 3.8mm(P)	MEC33	
	<b>4.1mm(D)</b> 5.0mm(D) X 5.0mm(P) Single-Unit	CNRIC	
	<b>5.0mm(D)</b>	5.0mm(D) X 5.0mm(P) Multi-Unit	CSQI7
		5.0mm(D) X 6.0mm(P) Single-Unit	CSQN6
		5.0mm(D) X 6.0mm(P) Multi-Unit	CSQ06
		5.0mm(D) X 7.5mm(P) Single-Unit	CSQN7
		5.0mm(D) X 7.5mm(P) Multi-Unit	CSQ07
	<b>6.0mm(D)</b>	6.0mm(D) X 6.0mm(P) Single-Unit	WCP661
		6.0mm(D) X 6.0mm(P) Multi-Unit	WCP662
		6.0mm(D) X 7.5mm(P) Single-Unit	WCP671
		6.0mm(D) X 7.5mm(P) Multi-Unit	WCP672

## Conical Abutment Twist Lock™ Impression Coping

	Dimensions	Item #	
	<b>4.1mm(D)</b>	5.0mm(D) X 5.0mm(P) Multi-Unit	CIC55
		5.0mm(D) X 6.0mm(P) Multi-Unit	CIC56
	<b>5.0mm(D)</b>	5.0mm(D) X 7.5mm(P) Multi-Unit	CIC57
	<b>6.0mm(D)</b>	6.0mm(D) X 6.0mm(P) Single-Unit	WCT661
		6.0mm(D) X 6.0mm(P) Multi-Unit	WCT662
		6.0mm(D) X 7.5mm(P) Single-Unit	WCT671
		6.0mm(D) X 7.5mm(P) Multi-Unit	WCT672

(D) = Diameter (mm)  
(P) = Profile (mm)  
(H) = Height (mm)

# Screw-Retained Restorations (continued)







## Conical Abutment Polishing Protector

	Item #
 3.4mm(D)	PPMC1
 4.1mm(D)	PPCA3
 5.0mm(D)	PPCA3
 6.0mm(D)	WCPP6



## Conical Abutment Laboratory Analog

	Item #
 3.4mm(D)	MMCLA
 4.1mm(D)	CLA20
 5.0mm(D)	CLA20
 6.0mm(D)	WCLA6



## Conical Abutment Gold Cylinder\*

	Item #
 3.4mm(D) Single-Unit	MCAG1
 3.4mm(D) Multi-Unit	MCAG2
 4.1mm(D) Single-Unit	CNRG5
 4.1mm(D) Multi-Unit	CAGC5
 6.0mm(D) Single-Unit	CNRG6
 6.0mm(D) Multi-Unit	CAGC6








## Conical Abutment Castable Cylinder\*

	Item #
 4.1mm(D) Single-Unit	CNRC5
 5.0mm(D) Multi-Unit	CACC5







## QuickBridge® Provisional Components

	Item #
 4.1mm(D) Cylinder And Cap	QKBRG
 5.0mm(D) Cap	QBCAP










## Conical Abutment Temporary Cylinder\*

	Item #
 3.4mm(D) Single-Unit	MCTC1
 3.4mm(D) Multi-Unit	MCTC2
 4.1mm(D) Single-Unit	CNC30
 4.1mm(D) Multi-Unit	CC300
 6.0mm(D) 6.0mm(P) Single-Unit	WCTC60
 6.0mm(D) 6.0mm(P) Multi-Unit	WCTC61
 6.0mm(D) 7.5mm(P) Single-Unit	WCTC670
 6.0mm(D) 7.5mm(P) Multi-Unit	WCTC671

## Conical Abutment Healing Cap

	Item #
 3.4mm(D) 3.8mm(P)	MHC33
 4.1mm(D) 5.0mm(P)	CS250
 4.1mm(D) 6.0mm(P)	CS260
 4.1mm(D) 7.5mm(P)	CS270
 6.0mm(D) 6.0mm(P)	WCS66
 6.0mm(D) 7.5mm(P)	WCS67

## IOL® Abutment Components

	Item #
 4.1mm(D) Pick-Up Impression Coping	IOLPIC
 4.1mm(D) Transfer Twist Lock™	IOLTIC
 4.1mm(D) Impression Coping	IOLLAS
 4.1mm(D) Laboratory Analog	IOLTC
 4.1mm(D) Temporary Cylinder	IOLGC
 4.1mm(D) Gold Cylinder	IOLDE
 4.1mm(D) Distal Extension	IOLHC
 4.1mm(D) Healing Cap	IOLPP
 4.1mm(D) Polishing Protector	

\*Requires Gold-Tite® Retaining Screw.

(D) = Diameter (mm)  
(P) = Profile (mm)

**BIOMET 3i™**  
PROVIDING SOLUTIONS – ONE PATIENT AT A TIME™



# OverdentSURE Restorations

## LOCATOR® Abutment\*

3.4mm(D)



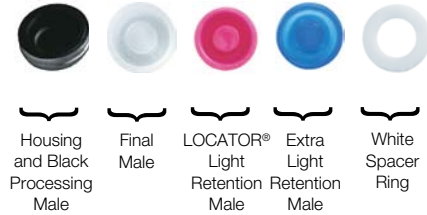
Dimensions	Item #
3.4mm(D) X 1.0mm(H)	MLOA001
3.4mm(D) X 2.0mm(H)	MLOA002
3.4mm(D) X 3.0mm(H)	MLOA003
3.4mm(D) X 4.0mm(H)	MLOA004
3.4mm(D) X 5.0mm(H)	MLOA005
3.4mm(D) X 6.0mm(H)	MLOA006

4.1mm(D)



Dimensions	Item #
4.1mm(D) X 1.0mm(H)	LOA001
4.1mm(D) X 2.0mm(H)	LOA002
4.1mm(D) X 3.0mm(H)	LOA003
4.1mm(D) X 4.0mm(H)	LOA004
4.1mm(D) X 5.0mm(H)	LOA005
4.1mm(D) X 6.0mm(H)	LOA006

\*Included with each abutment:



## LOCATOR® Abutment Components



Description	Item #
Impression Coping (one time use)	LAIC1
Laboratory Analog	LALA1
Core Tool/Abutment Driver	LCTDR1
Driver Tip 24mm/30mm	LOADT4/LOADT9
Replacement Housing Kit	LORHK
Extended Range Males (4-pack) - Green	LAERM
Extra Light Retention Males (4-pack) - Blue	LAELM
Light Retention Replacement Males (4-pack) - Pink	LLRMS
Replacement Males (4-pack) - White	LARMS
Extra Light Retention Extended Range Males - Red	LELARM
Replacement Housing	LOAH
1.25mm .050in. Driver Tip 24mm(L) - used with LCTDR1	RASH4
1.25mm .050in. Driver Tip 30mm(L) - used with LCTDR1	RASH9
Male Extraction Tool	LOA8397**

\*\*Part of the Core Tool/Abutment Driver LCTDR1

## Standard Abutment

4.1mm(D)



Dimensions	Item #
4.1mm(D) X 2.0mm(H)	AB200***
4.1mm(D) X 3.0mm(H)	AB300
4.1mm(D) X 4.0mm(H)	AB400
4.1mm(D) X 5.5mm(H)	AB550
4.1mm(D) X 7.0mm(H)	AB700

\*\*\*Requires the use of a GSH20 Retaining Screw

## Standard Abutment Components



Description	Item #
Healing Cap	TS250
Pick-Up Impression Coping	SQIC7
Twist Lock™ Impression Coping	SIC70
Laboratory Analog	SLA20
Gold Cylinder	SGC30****
Castable Gold Cylinder	SGC34****
Temporary Cylinder	TC300
Polishing Protector	PPSA3
Chamfered Gold Cylinder	CGC30****

\*\*\*\*Requires Gold-Tite® Retaining Screw

(D) = Diameter (mm)  
(H) = Height (mm)

# Laboratory Components

## Retaining Screws And Waxing Screws (Conical, IOL®, Standard)



	Item #
2.0mm Gold-Tite® Hexed Retaining Screw	GSH20
3.0mm Gold-Tite® Hexed Retaining Screw	GSH30
7.0mm Gold-Tite® Hexed Retaining Screw	GSH70
3.0mm Titanium Hexed Retaining Screw	TSH30
10.0mm Waxing Screw/Guide Pin - Knurled	WSK10
15.0mm Waxing Screw/Guide Pin - Knurled	WSK15

## Impression And Laboratory Screw



Square Try-In Screw 3.4mm(D) (5 pack)	MUNITS
Square Try-In Screw (5 pack)	UNITS
Knurled Implant Waxing Screw/Guide Pin	WSU30

## Abutment Screws (UCLA, GingiHue®, ZiReal®)



Gold-Tite® Square Screw	UNISG
Gold-Tite® Hexed Screw	UNIHG
Titanium Hexed Screw	UNIHT

## Drivers, Driver Tips And Miscellaneous Items



Narrow Posterior Square Driver 17.0mm	PSQD0N
Narrow Standard Square Driver 24.0mm	PSQD1N
Narrow Posterior Large Hex Driver, 17.0mm	PHD02N
Narrow Standard Large Hex Driver, 24.0mm	PHD03N
Posterior Abutment Driver, 17.0mm	PAD00
Posterior Abutment Driver, 24.0mm	PAD24
Manual Interchangeable Driver Tip Handle	MIDTH
Twist-Lock™ Coping Driver	ICD00
Laboratory Abutment Holder, 3.4mm (D)	LTAH5
Laboratory Abutment Holder, 4.1mm, 5.0mm and 6.0mm (D)	LTAH7
Screw Removal Kit	SRT10
Square Driver Tip, 24.0mm	RASQ3N
Square Driver Tip, 30.0mm	RASQ8N
Large Hex Driver Tip, 24.0mm	RASH3N
Large Hex Driver Tip, 30.0mm	RASH8N
Abutment Driver Tip	RASA3

(D) = Diameter (mm)  
(H) = Height (mm)

# Surgical Kits

## QNTSK Surgical Kit - Tapered Implants



## PSKT Surgical Kit - Parallel Walled Implants



## QNTSK40 And QNTSK20 Surgical Kit Contents - Tapered Implants

Description	Item #	QNTSK40	QNTSK20	Description	Item #	QNTSK40	QNTSK20
ACT® Twist Drill 2.0mm X 10.0mm	ACT2010			Depth Indicator 5.0mm X 8.5mm - 3ea.	NTDI585		
ACT® Twist Drill 2.0mm X 15.0mm	ACT2015			Depth Indicator 6.0mm X 10.0mm	NTDI610		
ACT® Twist Drill 2.0mm X 20.0mm	ACT2020			Depth Indicator 6.0mm X 11.5mm	NTDI611		
Drill Extension	ACTDE			Depth Indicator 6.0mm X 13.0mm	NTDI613		
ACT® Pointed Starting Drill	ACTPSD			Depth Indicator 6.0mm X 15.0mm	NTDI615		
Open End Wrench	CW100			Depth Indicator 6.0mm X 8.5mm - 3ea.	NTDI685		
Direction Indicator 2.0mm X 10.0mm - 3ea.	DI100			Narrow Posterior Hexed Driver 17.0mm	PHD00N		
Certain® Countersink Drill 4.0mm Implant	ICD100			Large Posterior Hexed Driver 17.0mm	PHD02N		
Certain® Implant Driver Tip (Long)	IIPDTL			Complete Quad Shaping Drill Tray	QNTSKT		
Certain® Implant Driver Tip (Short)	IIPDTS			Quad-Shaping Drill 3.25mm X 10.0mm	QSD3210		
Certain® 3.4mm(D) Driver Tip - Long	IMPDTL			Quad-Shaping Drill 3.25mm X 11.5mm	QSD3211		
Certain® 3.4mm(D) Driver Tip - Short	IMPDTS			Quad-Shaping Drill 3.25mm X 13.0mm	QSD3213		
Certain® Ratchet Extension Driver 3.25mm x 6.0mm(H) IMRE100				Quad-Shaping Drill 3.25mm X 15.0mm	QSD3215		
Certain® Ratchet Extension Driver 3.25mm x 15.0mm(H) IMRE200				Quad-Shaping Drill 3.25mm X 8.5mm	QSD3285		
Certain® Ratchet Extension Driver 6.0mm(H) IRE100				Quad-Shaping Drill 4.0mm X 10.0mm	QSD410		
Certain® Ratchet Extension Driver 15.0mm(H) IRE200				Quad-Shaping Drill 4.0mm X 11.5mm	QSD411		
Certain® Driver Replacement O-Rings - 10-pack	IRORDR			Quad-Shaping Drill 4.0mm X 13.0mm	QSD413		
Handpiece Connector	MDR10			Quad-Shaping Drill 4.0mm X 15.0mm	QSD415		
Implant Mount 3.4mm(D) x 15.0mm(L), Ext. Conn.	MMC15			Quad-Shaping Drill 4.0mm X 8.5mm	QSD485		
Dense Bone Tap Kit	NTAPK		*	Quad-Shaping Drill 5.0mm X 10.0mm	QSD510		
Depth Indicator 3.25mm X 10.0mm	NTDI3210			Quad-Shaping Drill 5.0mm X 11.5mm	QSD511		
Depth Indicator 3.25mm X 11.5mm	NTDI3211			Quad-Shaping Drill 5.0mm X 13.0mm	QSD513		
Depth Indicator 3.25mm X 13.0mm	NTDI3213			Quad-Shaping Drill 5.0mm X 15.0mm	QSD515		
Depth Indicator 3.25mm X 15.0mm	NTDI3215			Quad-Shaping Drill 5.0mm X 8.5mm	QSD585		
Depth Indicator 3.25mm X 8.5mm - 3ea.	NTDI3285			Quad-Shaping Drill 6.0mm X 10.0mm	QSD610		
Depth Indicator 4.0mm X 10.0mm	NTDI410			Quad-Shaping Drill 6.0mm X 11.5mm	QSD611		
Depth Indicator 4.0mm X 11.5mm	NTDI411			Quad-Shaping Drill 6.0mm X 13.0mm	QSD613		
Depth Indicator 4.0mm X 13.0mm	NTDI413			Quad-Shaping Drill 6.0mm X 15mm	QSD615		
Depth Indicator 4.0mm X 15.0mm	NTDI415			Quad-Shaping Drill 6.0mm X 8.5mm	QSD685		
Depth Indicator 4.0mm X 8.5mm - 3ea.	NTDI485			Narrow Right Angle Large Hexed Driver Tip 24.0mm	RASH3N		
Depth Indicator 5.0mm X 10.0mm	NTDI510			Ratchet Extension 6.0mm (Ext. Connection)	RE100		
Depth Indicator 5.0mm X 11.5mm	NTDI511			Ratchet Extension 15.0mm (Ext. Connection)	RE200		
Depth Indicator 5.0mm X 13.0mm	NTDI513			Ratchet Wrench	WR150		
Depth Indicator 5.0mm X 15.0mm	NTDI515						

\*Includes only bone tap sizes that correspond with the QSDs included in the kit.

(D) = Diameter (mm)  
(L) = Length (mm)  
(H) = Height (mm)

# PSKT Surgical Kit Contents - Parallel Walled Implants

Description	Item Number	PSKT40	PSKT35	PSKT01	Description	Item Number	PSKT40	PSKT35	PSKT01
1 Round Drill	RD100				20 ACT® Twist Drill, 4.85mm x 13.0mm	ACT4813			
2 Drill Extension	ACTDE				20 ACT® Twist Drill, 4.85mm x 18.0mm	ACT4818			
3 ACT® Twist Drill, 2.0mm x 10.0mm	ACT2010				21 ACT® Twist Drill, 5.25mm x 8.5mm	ACT5285			
3 ACT® Twist Drill, 2.0mm x 15.0mm	ACT2015				21 ACT® Twist Drill, 5.25mm x 13.0mm	ACT5213			
3 ACT® Twist Drill, 2.0mm x 20.0mm	ACT2020				21 ACT® Twist Drill, 5.25mm x 18.0mm	ACT5218			
4 Pilot Drill, 2.0/3.0mm	PD100				22 Certain® Ratchet Ext. Micromini Driver, 6.0mm (H)	IMRE100			
5 ACT® Twist Drill, 2.75mm x 10.0mm	ACT2710				23 Certain® Ratchet Ext. Micromini Driver, 15.0mm (H)	IMRE200			
5 ACT® Twist Drill, 2.75mm x 15.0mm	ACT2715				24 Certain® Micromini Implant Driver Tip (Short)	IMPDT5			
5 ACT® Twist Drill, 2.75mm x 20.0mm	ACT2720				25 Certain® Micromini Implant Driver Tip (Long)	IMPDTL			
6 ACT® Twist Drill, 3.0mm x 10.0mm	ACT3010				26 Certain® Ratchet Extension Driver, 6.0mm (H)	IRE100			
6 ACT® Twist Drill, 3.0mm x 15.0mm	ACT3015				27 Certain® Ratchet Extension Driver, 15.0mm (H)	IRE200			
6 ACT® Twist Drill, 3.0mm x 20.0mm	ACT3020				28 Certain® Implant Driver Tip (Short)	IIPDT5			
7 Inner Surgical Kit Tray	PTT300UI				29 Certain® Implant Driver Tip (Long)	IIPDTL			
8 ACT® Twist Drill, 3.25mm x 10.0mm	ACT3210				30 Narrow Small Hex Hand Driver	PHD00N			
8 ACT® Twist Drill, 3.25mm x 15.0mm	ACT3215				31 Narrow Large Hex Hand Driver	PHD02N			
8 ACT® Twist Drill, 3.25mm x 20.0mm	ACT3220				32 Narrow Large Hex Driver Tip	RASH3N			
9 Countersink Drill, 4.0mm (Ex Hex)	CD100				33 Tap, 3.25mm x 18.0mm	MTAP2			
10 Certain® Countersink Drill, 4.0mm	ICD100				34 Tap, 4.0mm x 13.0mm	TAP413			
11 Countersink Depth Indicator for ICD100	ICDI100				35 Tap, 5.0mm x 13.0mm	TAP53S			
12 Countersink Drill for OSSEOTITE XP®, 4.0/5.0mm	CD4500				36 Tap, 6.0mm x 13.0mm	TAP63S			
13 Countersink Depth Indicator for CD4500	CDI4500				37 Direction Indicator, 2.0mm x 10.0mm (3 each)	DI100			
14 Pilot/Countersink Drill, 5.0mm	CD500				38 Implant Mount 3.4mm(D) x 15.0mm(L)	MMC15			
15 ACT® Twist Drill, 3.85mm x 10.0mm	ACT3810				39 Handpiece Connector	MDR10			
15 ACT® Twist Drill, 3.85mm x 15.0mm	ACT3815				40 Ratchet Extension, 6.0mm	RE100			
15 ACT® Twist Drill, 3.85mm x 20.0mm	ACT3820				41 Ratchet Extension, 15.0mm	RE200			
16 ACT® Twist Drill, 4.25mm x 8.5mm	ACT4285				42 Plastic Surgical Tray*	PTT300I			
16 ACT® Twist Drill, 4.25mm x 13.0mm	ACT4213				43 Open End Wrench*	CW100			
16 ACT® Twist Drill, 4.25mm x 18.0mm	ACT4218				44 Ratchet Wrench*	WR150			
17 Countersink Drill for OSSEOTITE XP, 5.0/6.0mm	CD5600				45 Implant Depth Gauge*	DP020			
18 Countersink Depth Indicator for CD5600	CDI5600				46 Plastic Organizer Tray*	PTT100			
19 Pilot/Countersink Drill, 6.0mm	CD600				47 Driver Tip Replacement O-Rings, 10-Pack*	IRORDR			
20 ACT® Twist Drill, 4.85mm x 8.5mm	ACT4885								

\*Items not pictured in this brochure.

**Global Headquarters**  
**4555 Riverside Drive**  
**Palm Beach Gardens, FL 33410**  
**Toll Free: 1-800-342-5454**  
**Phone: +1-561-776-6700**  
**Fax: +1-561-776-1272**  
**www.biomet3i.com**

**EC REP BIOMET 3i Dental Ibérica S.L.**  
**EMEA Headquarters**  
**WTC Alameda Park, Ed. 4, Planta 2**  
**C/Tirso de Molina, 40**  
**08940, Cornellà de Llobregat (Barcelona) Spain**  
**Phone: +34-93-470-55-00**  
**Fax: +34-93-371-78-49**  
**www.biomet3i.com**

**Comprehensive Treatment**



**Enhanced Knowledge**



ART1052  
 REV C 02/16

**Not Available In All Markets. Please Consult Your Local BIOMET 3i Sales Representative For Availability.**



**Scan With Your Smartphone!**  
 In order to scan QR codes, your mobile device must have a QR code reader installed.

**BIOMET 3i™**  
 PROVIDING SOLUTIONS – ONE PATIENT AT A TIME™